



A simple guide to...

Waldorf Advent

Decorations

Stories

Crafts

and more...



Waldorf *this* Way





Waldorf Advent

Advent marks the four weeks leading up to Christmas, beginning on the Sunday that allows four weeks until Christmas day.

The celebration of Advent does have Christian origins, however, it can be broadly enjoyed as a way of marking the approaching Christmas holiday and giving space to the anticipation with meaningful, beautiful celebration.

Each week of Advent is marked with a progression through the different kingdoms of nature, with the intent being that each week allows for light to be shone on all the goodness of these four kingdoms.



Week 1: The Mineral Kingdom

Week 2: The Plant Kingdom

Week 3: The Animal Kingdom

Week 4: The Human Kingdom

Celebrating each kingdom through the weeks of Advent allows for a pause and a moment to notice and appreciate the world around us. It also opens the possibility for stories and craft around these themes.



The following pages explore each week of Advent in more detail. You will find links to stories, resources, crafts, and ideas, in order to make Advent work for your family (all underlined words are clickable links).

Making Space for Advent at Home



The Advent Wreath

Making a simple Advent wreath out of conifer branches with four candles evenly spaced throughout makes a beautiful centrepiece for your morning circle or dining table. Each Sunday of Advent, the next candle is lit. So, on the first Sunday (and throughout the week that follows) only one candle will be lit, then from the second Sunday there will be two, and so on. Branches can be woven into a willow base, or it is possible to buy a florists oasis block in a wreath shape which can then be soaked and branches poked into it.

The Advent Table

The traditional nativity scene can be broadened to show the stable awaiting Mary and Joseph at one end of a path, with them, and the little donkey, travelling one or two more steps along it each day. In the first week, collected gems and stones can be laid to make the path. A few little plants and leaves can be added in week two. The animals can appear in the stable in week three, and the shepherds can arrive in week four. Nativity characters can be bought, or they can be made as a craft activity to do together. Each human and animal can be beautifully needle felted, sewn, or modelled. Alternatively, rather than showing a nativity scene, you can create a centrepiece of themed nature table that allows for the addition of themed treasures for each week.



The Advent Calendar

The Waldorf-style advent calendar is unlikely to include store-bought chocolate. Rather, it can be pockets to open each day with a themed treasure of the week, or a calendar made from paper/card with a little image behind each door that can be used as story inspiration.



Week 1

Beginning December 1st, 2024

The Mineral Kingdom



The first week of Advent celebrates everything to do with the stones, gems, minerals, and stars.

Stories for this week can be inspired by this theme. They can either follow the journey of Mary, Joseph, and the Little Donkey along the rocky road to Bethlehem, or they can be more broadly inspired by this celebration of the mineral kingdom.

The Advent table can have a few special gems lain to mark the path, or simply as a collection on your table. Children can be encouraged to find beautiful stones to add throughout the week.

Craft Ideas

Make kite paper window stars

Make hanging woven stars (sometimes known as 'Gods Eyes')

Make felted stones and gift them as decorations or paperweights

Paint stones with stars and add to the advent table





Week 2

Beginning December 8th, 2024

The Plant Kingdom

The first week of Advent celebrates the world of plants.

Stories for this week can be inspired by this theme. They can either continue following the journey of Mary and Joseph, this time through the lens of the plants they encounter, or they can be more broadly inspired by this celebration of the plant kingdom.

The Advent table can have a carefully chosen plants added along, such as a small vase of flowers, dried seaweed, cones, dried/pressed flowers, or a little potted plant or cactus. Children can be encouraged to find beautiful flowers and leaves to add throughout the week.

Craft Ideas

Collect and decorate pinecones (or other cones) with glitter - they can then be hung and used as a Christmas Tree decoration

Make walnut shell boats

Make felted acorns

Make tissue paper roses (if you attach florists wire to the base of these they make beautiful Christmas Tree decorations)





Week 3

Beginning December 15th, 2024

The Animal Kingdom

The third week of Advent celebrates the animal kingdom and all creatures great and small.

Stories for this week can be inspired by this theme. They can either continue following the journey of Mary and Joseph, this time through the lens of the animals they are helped by on their travels, or they can be more broadly inspired by this celebration of the animal kingdom.

The Advent table can have a few little animals added. If it is a nativity scene, the animals in the stable can appear. Children can be encouraged to find animal treasures throughout the week to add, such as snail shells, birds eggs (if in the season allows), and butterfly wings.

Craft Ideas

Make bird feeders using cones, nut butter/lard, and seeds

Use sheep's wool to wet or needle felt Christmas ornaments

Do some simple nature journaling about local animals



Week 4

Beginning December 22nd, 2024

The Human Kingdom:

This final week of Advent provides an opportunity to celebrate the gifts of all the kingdoms that have come before, and this week adds the recognition of the light we can offer as human beings.

Stories for this week can be inspired by this theme. They can follow the journey of Mary and Joseph through to completion, or be an opportunity to explore the theme of good human beings in a wider context.

The Advent table can have a have the final human beings added added. If it is a nativity scene, the Shepherds can appear, slowly approaching Bethlehem with their gifts. Angels can also be made and /or added, if desired. The focus of craft this week can be broadened to things that people will find joy from at Christmas.

Craft Ideas

Make homemade Christmas Crackers for Christmas Day - these can be filled with beautiful collected treasures as well as handwritten jokes and paper crowns

Using soft white sheep's wool, make simple hanging angels

Write and post a thoughtful Christmas letter to a loved one

Aim to do one (or more!) acts of kindness each day this week




Waldorf *this* Way

Waldorf Advent

Enjoy all that this magical season brings, and most importantly, let it be a time of family, love, and light.

Connect With Me!

Hey, I'm Sophie! I'm an experienced Waldorf class teacher, homeschool mentor, and curriculum developer. I've had the privilege of working with Waldorf educators from around the world, and I'm all about making the 'how' of Waldorf education feel so much more doable.



@waldorfthisway



www.waldorfthisway.com



pinterest.com/waldorfthisway



hello@waldorfthisway.com

More from Waldorf this Way

Main Lesson Block Teaching Guides

Curriculum Plans made for Waldorf Homeschoolers and Class Teachers, for core Main Lessons in Classes/Grades 1-5 - check them out [here](#)

101 Morning Circle Activities

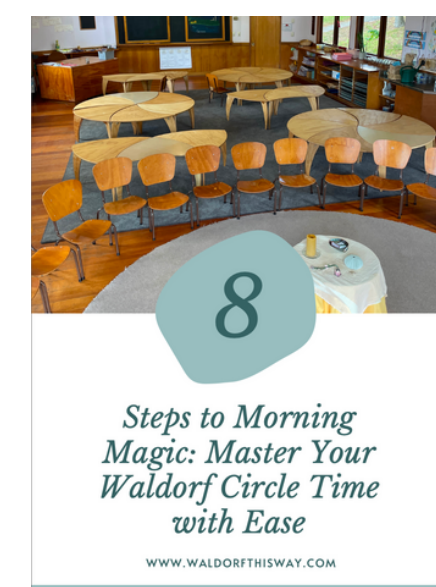
101 Activities to support: Centring and reverence, welcoming songs, gross motor skills development, movement songs and games, fine motor skills development, choral-style singing, and speaking and recitation

Waldorf your Way

Are you dreaming of a Waldorf inspired homeschool curriculum that is tailored to your exact needs? Join me in Waldorf your Way, a personalised planning programme, designed to help you plan the ideal curriculum for you and your children. You get all the curriculum documentation, readings, resources, templates, and guidance you need for classes/grades 1-5, four 60-minute 1:1 calls with Sophie for each of the four modules, access to readings, templates and planning support, access to personalised feedback and guidance throughout the programme.

The best bit? You're the one planning for your own child or children, so you create it to be *exactly* what is right for them. Imagine feeling empowered, with all the tools and resources you need, so that you can ditch the ready-made curriculums and create something perfect for you and your children. Interested? Send me an email at hello@waldorfthisway.com and we can set up a time to have a free 30 minute call to see if Waldorf Your Way is the right thing for you.

FREE Mastering Morning Circle Guide



[Click here and I'll send it to you!](#)

Waldorf this Way